



DISEASE EPIDEMIOLOGY PROGRAM Acute Respiratory Disease Surveillance Summary

Ft Benning: 25 January 2018 – 26 January 2019

DEFINITIONS:

ARD Rate=(ARD cases/Trainees) *100

ADV = Adenovirus

Strep Rate=(Strep Cultures (+)/Cultures) *100

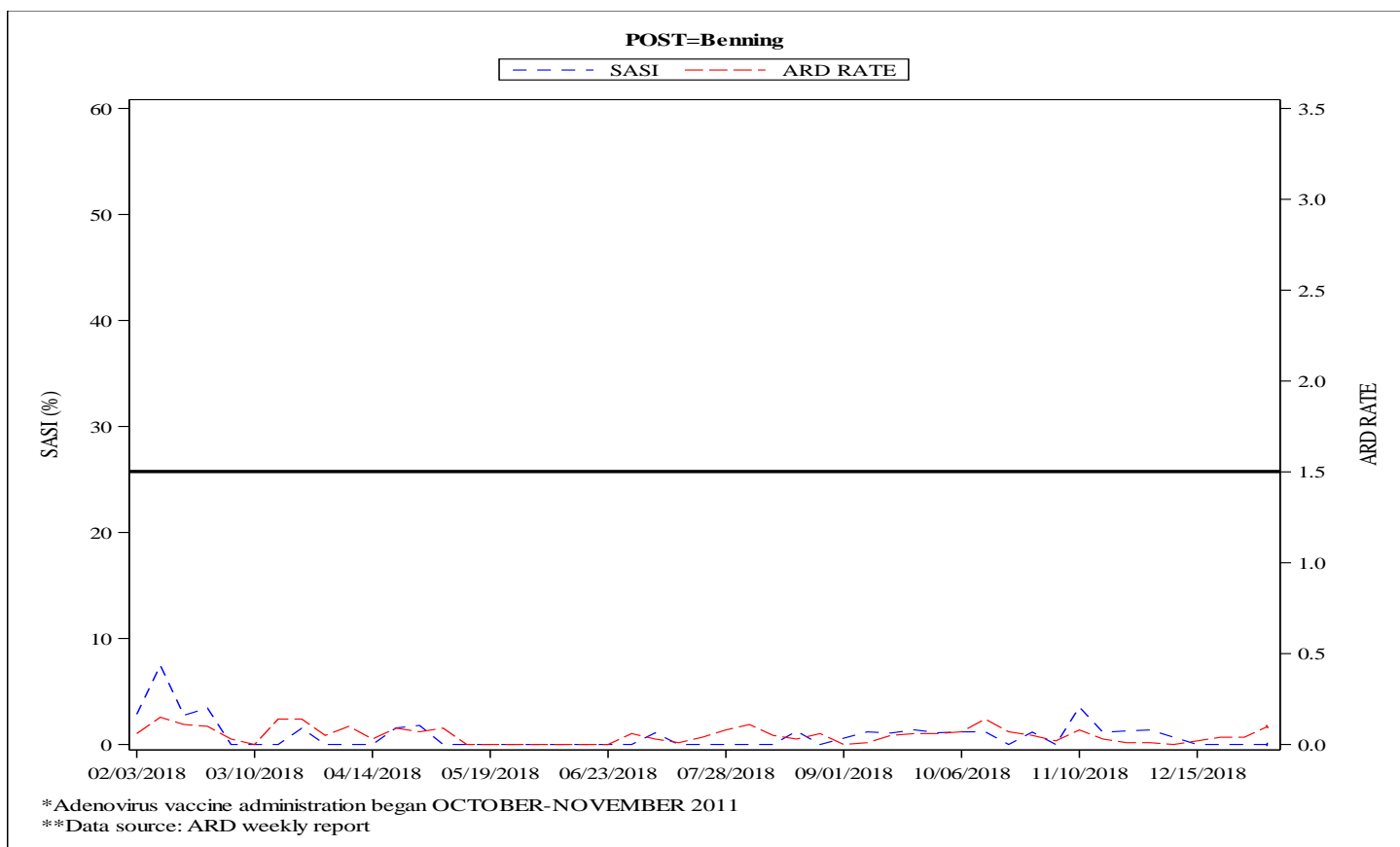
Strep-ARD Surveillance Index (SASI)=(ARD Rate*Strep Rate)

Strep Testing Compliance (STC) =% of ARD cases tested for Strep at each site (those sites highlighted red are at less than 60% compliance)

NOTE: All installations have achieved full ADV coverage.

	ARD Rate	SASI	STC
Benning	0.10 (I)	0.00 (N)	71%
Leonard Wood	0.22 (I)	14.58 (I)	81%
Jackson	N/A	N/A	N/A
Sill	0.03 (N)	-	0%

Summary comparison to previous week
I = Increase D = Decrease N = No Change



Males			
Unit Strength	ARD Cases	Strep Test Done	Strep Positive
6986	7	5	0

Females			
Unit Strength	ARD Cases	Strep Test Done	Strep Positive
54	0	0	0



DISEASE EPIDEMIOLOGY PROGRAM Acute Respiratory Disease Surveillance Summary

Ft Leonard Wood: 25 January 2018 – 26 January 2019

DEFINITIONS:

ARD Rate=(ARD cases/Trainees) *100

ADV = Adenovirus

Strep Rate=(Strep Cultures (+)/Cultures) *100

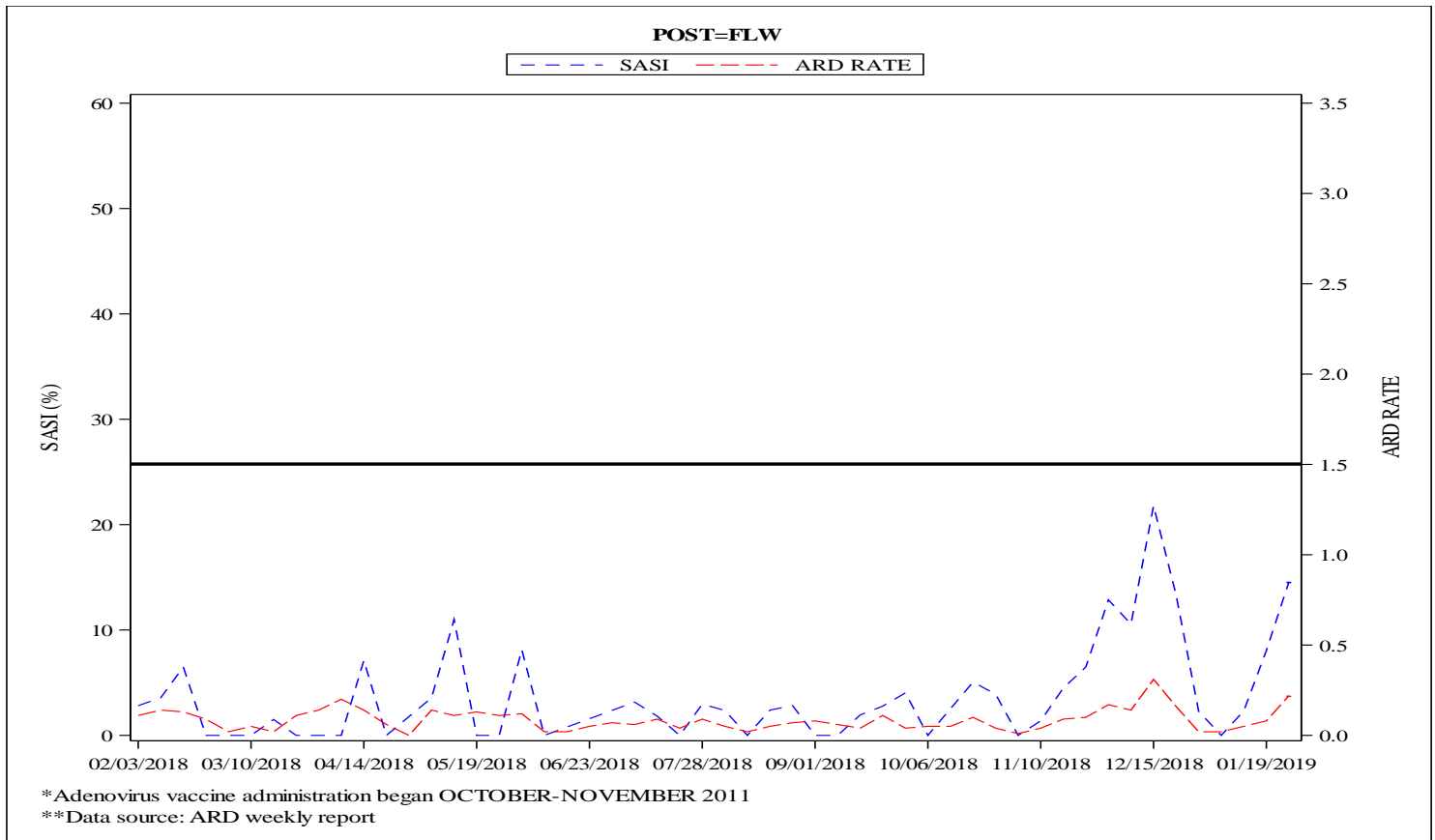
Strep-ARD Surveillance Index (SASI)=(ARD Rate*Strep Rate)

Strep Testing Compliance (STC) =% of ARD cases tested for Strep at each site (those sites highlighted red are at less than 60% compliance)

NOTE: All installations have achieved full ADV coverage.

	ARD Rate	SASI	STC
Benning	0.10 (I)	0.00 (N)	71%
Leonard Wood	0.22 (I)	14.58 (I)	81%
Jackson	N/A	N/A	N/A
Sill	0.03 (N)	-	0%

Summary comparison to previous week
I = Increase D = Decrease N = No Change



Males			
Unit Strength	ARD Cases	Strep Test Done	Strep Positive
3889	9	7	4

Females			
Unit Strength	ARD Cases	Strep Test Done	Strep Positive
1139	2	2	2



DISEASE EPIDEMIOLOGY PROGRAM Acute Respiratory Disease Surveillance Summary

Ft Jackson: 25 January 2018 – 26 January 2019

DEFINITIONS:

ARD Rate=(ARD cases/Trainees) *100

ADV = Adenovirus

Strep Rate=(Strep Cultures (+)/Cultures) *100

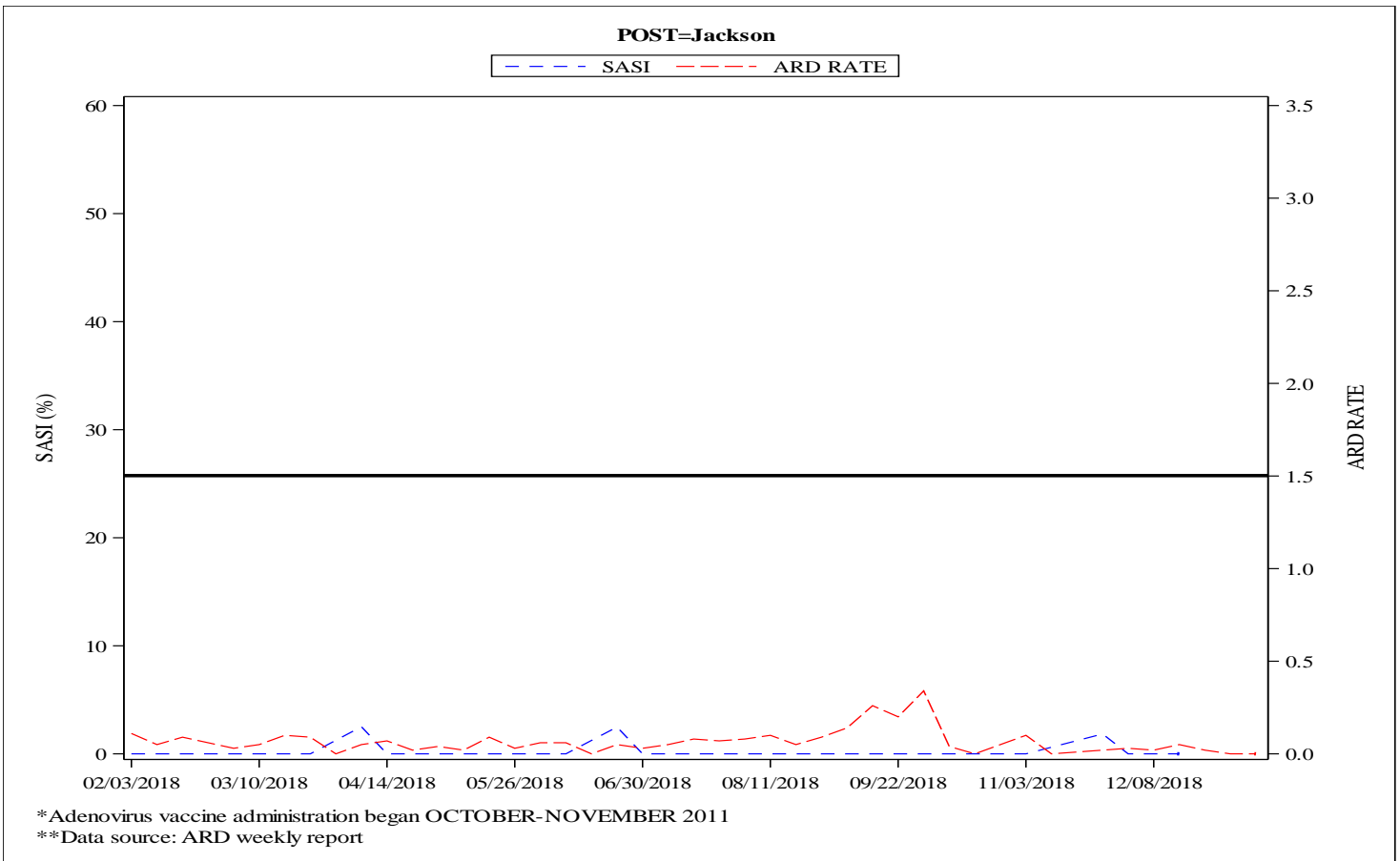
Strep-ARD Surveillance Index (SASI)=(ARD Rate*Strep Rate)

Strep Testing Compliance (STC) =% of ARD cases tested for Strep at each site (those sites highlighted red are at less than 60% compliance)

NOTE: All installations have achieved full ADV coverage.

	ARD Rate	SASI	STC
Benning	0.10 (I)	0.00 (N)	71%
Leonard Wood	0.22 (I)	14.58 (I)	81%
Jackson	N/A	N/A	N/A
Sill	0.03 (N)	-	0%

Summary comparison to previous week
I = Increase D = Decrease N = No Change



Males			
Unit Strength	ARD Cases	Strep Test Done	Strep Positive
3718	0	0	0

Females			
Unit Strength	ARD Cases	Strep Test Done	Strep Positive
1419	0	0	0



DISEASE EPIDEMIOLOGY PROGRAM Acute Respiratory Disease Surveillance Summary

Ft Sill: 25 January 2018 – 26 January 2019

DEFINITIONS:

ARD Rate=(ARD cases/Trainees) *100

ADV = Adenovirus

Strep Rate=(Strep Cultures (+)/Cultures) *100

Strep-ARD Surveillance Index (SASI)=(ARD Rate*Strep Rate)

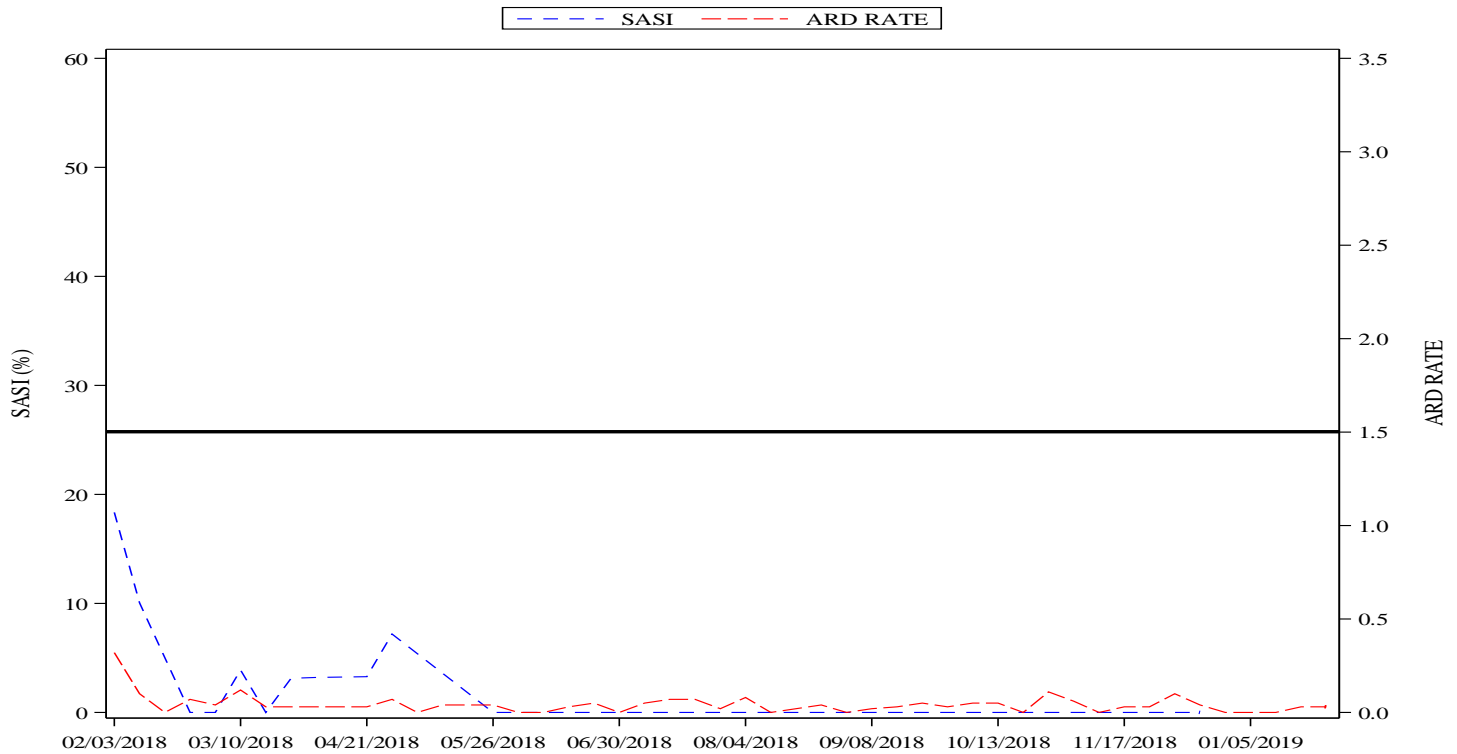
Strep Testing Compliance (STC) =% of ARD cases tested for Strep at each site
(those sites highlighted red are at less than 60% compliance)

NOTE: All installations have achieved full ADV coverage.

	ARD Rate	SASI	STC
Benning	0.10 (I)	0.00 (N)	71%
Leonard Wood	0.22 (I)	14.58 (I)	81%
Jackson	N/A	N/A	N/A
Sill	0.03 (N)	-	0%

Summary comparison to previous week
I = Increase D = Decrease N = No Change

POST-Sill



*Adenovirus vaccine administration began OCTOBER-NOVEMBER 2011
**Data source: ARD weekly report

Males			
Unit Strength	ARD Cases	Strep Test Done	Strep Positive
2266	1	0	0

Females			
Unit Strength	ARD Cases	Strep Test Done	Strep Positive
816	0	0	0